

Solentum
EMPOWERING
INSIGHTS

SolGrader Application registration process

Step 1

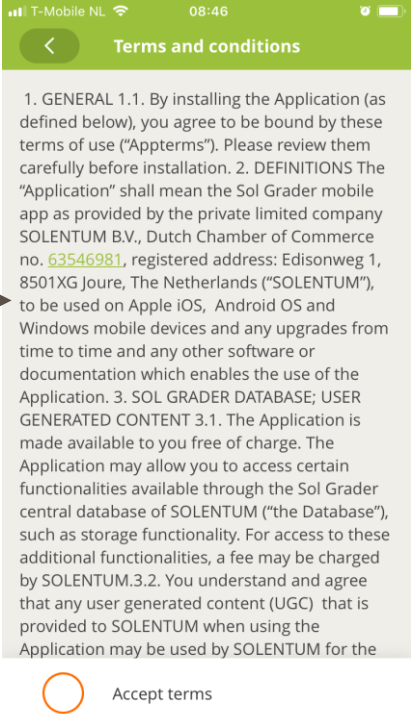
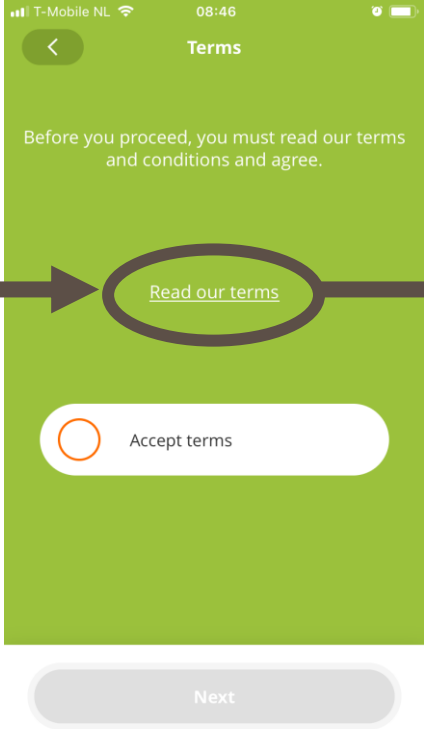

Download SolGrader

After receiving an invitation e-mail from Solentum, you can download the App and register your account.

Click on the App Store or Play Store button to download the SolGrader!



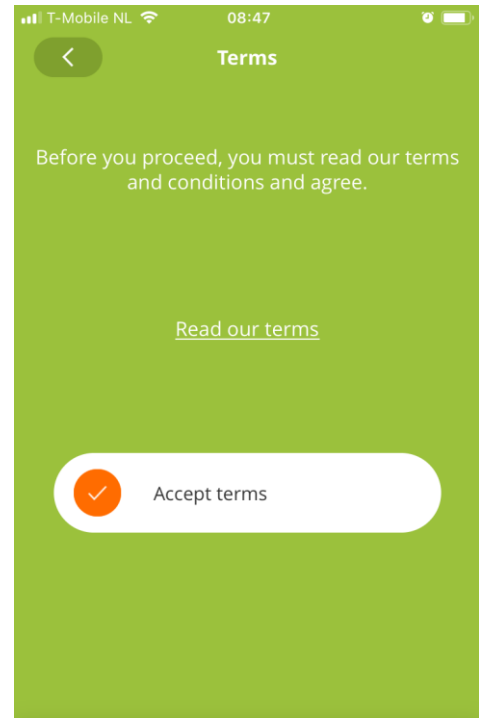
Step 2 Terms and Conditions



Step 3

Accepting Terms and Conditions

After accepting the terms and conditions, press *Next*.



Next

Step 4

Account Details and Password

Next, fill in the required information and press *Register*.

T-Mobile NL 09:43

Register

First name
SolGrader

Last name
Solentum

Address
Voltahof 7

Zipcode
8501XP

City
Joure

Register

T-Mobile NL 08:39

Register

A code has been sent to the e-mail address solentum@solentum.com.

To complete your registration you must enter the code that we have sent to your e-mail address below.

Registration code

[Send new code](#)

NOTE: Please be aware the registration process has to be done in one attempt.

We advise using other devices on which you can read your e-mail with the verification code.

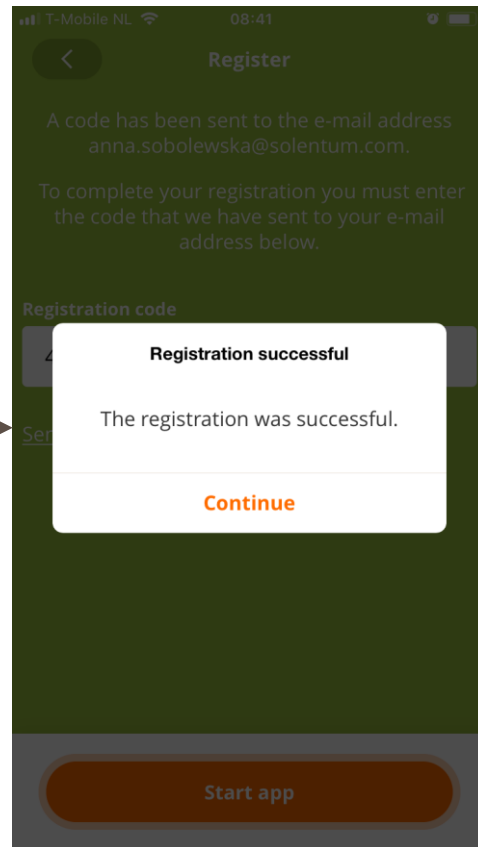
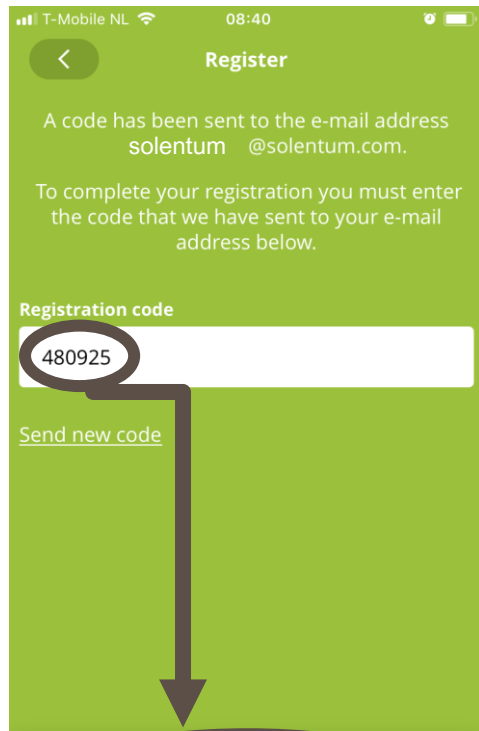
Start app

Step 5 Account verification

You should receive the verification code on your email.

Please enter the acquired code in the app.

NOTE: If you cannot find the verification code in your mailbox, please check the SPAM folder before requesting a new code.



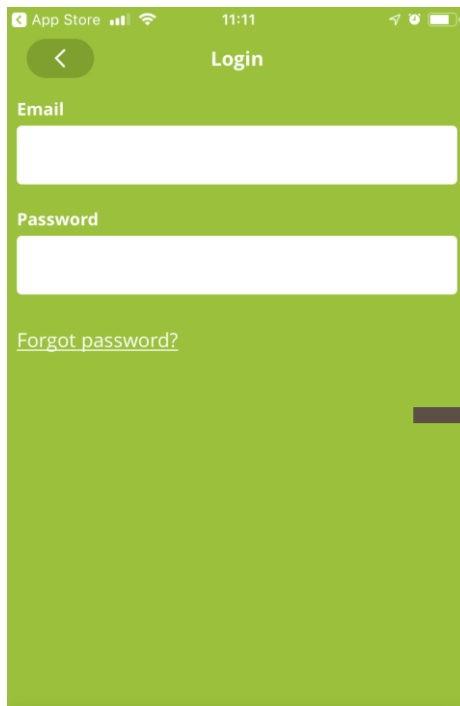
Solentum
EMPOWERING
INSIGHTS

SolGrader – Troubleshooting

Forgot your password?

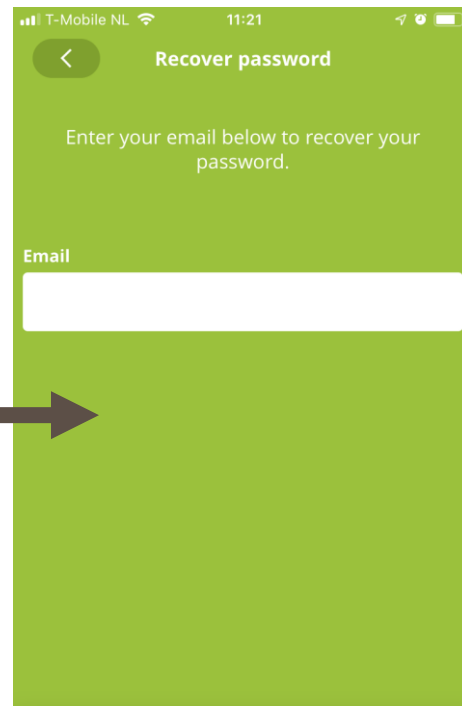
Press *Forgot password* in the login screen to recover your account.

NOTE: Before trying to reset your password make sure you are logged out from SolGrader on all devices.



The screenshot shows the 'Login' screen of the SolGrader app. At the top, there is a back arrow and the title 'Login'. Below the title are two input fields: 'Email' and 'Password'. At the bottom of the screen, there is a link that says 'Forgot password?'. The status bar at the top shows 'App Store', signal strength, Wi-Fi, and the time '11:11'.

Login



The screenshot shows the 'Recover password' screen of the SolGrader app. At the top, there is a back arrow and the title 'Recover password'. Below the title, there is a text prompt: 'Enter your email below to recover your password.' followed by an 'Email' input field. The status bar at the top shows 'T-Mobile NL', signal strength, Wi-Fi, and the time '11:21'.

Send

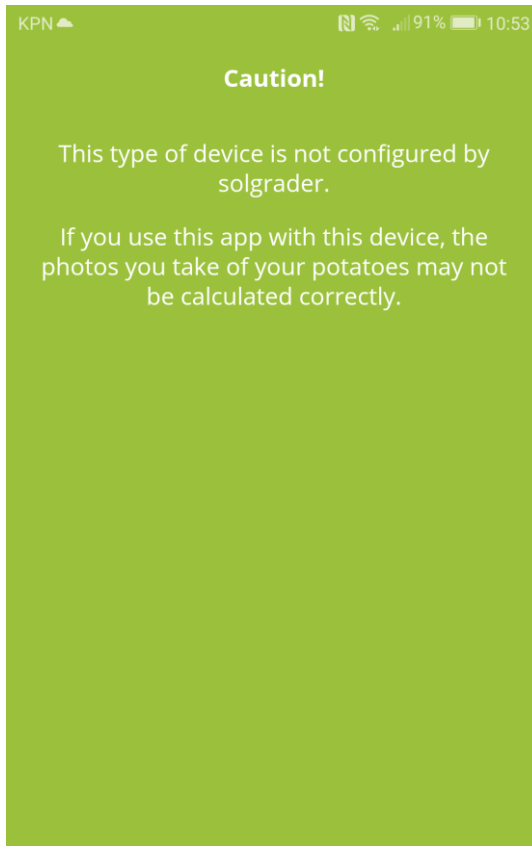
SolGrader does not support your phone

SolGrader is compatible with the following devices:

HTC	Desire 530
Mi	8
OnePlus	5

Samsung	S7
	S8
	S9
	S9+
	Note 9

iPhone	SE
	6S
	7
	XR
	8



Accessing the SolGrader portal

<https://portal.solentum.net/login>

The SolGrader portal is compatible with the following browsers:



Google Chrome



Mozilla Firefox



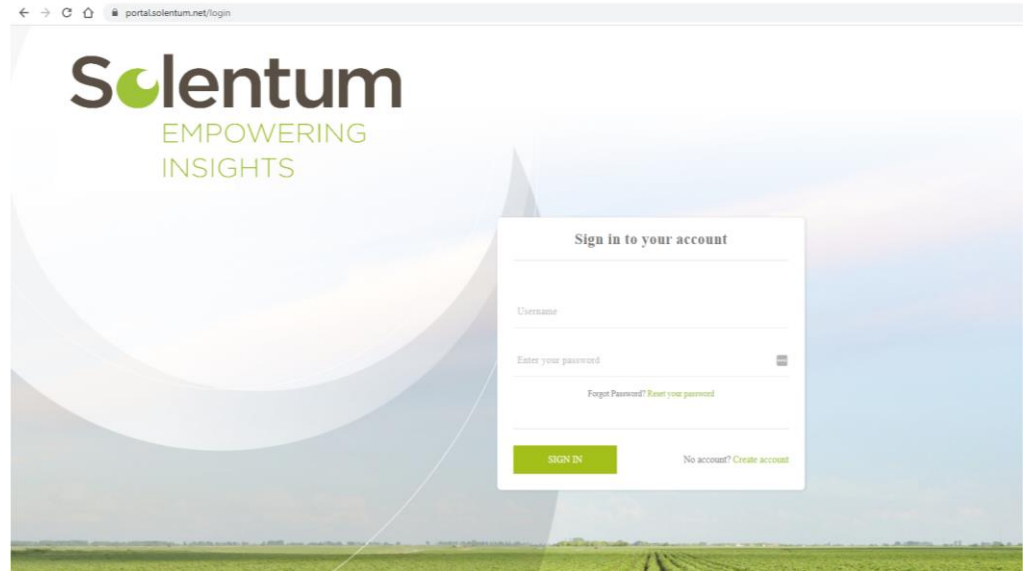
Opera



Safari



Microsoft Edge





You can login into the Portal with the account credentials form the SolGrader app.

Taking samples with SolGrader

If you are facing issues with taking samples,
please follow advices below:

- Hold your phone as steady as possible,
- Align the white corners with blue mat corners and a cross with red square,
- Keep the red square visible and 2 cm distance from the edges,
- Potatoes should not be too close to the edges or on the edges of the blue mat,
- Potatoes should not be "touching" each other,
- Keep the blue mat relatively clean,
When there are other objects on the blue mat like dirt, small branches,
that may cause other items to be detected.



Thank you for choosing
our product.



If you have questions or are facing a problem,
please do not hesitate to contact our **Customer
Support**



+31 513 48 99 99

+31 513 48 98 26



support@solentum.com

Solentum

EMPOWERING
INSIGHTS

Voltahof 7

8501 XP Joure

The Netherlands